

SC Inland Port

Innovative Solution





SOUTH
CAROLINA
PORTS

South Carolina Ports Authority

- An enterprise agency of the state.
- Charleston, Georgetown & Greer.
- 1 in 11 SC jobs are port-related.
- \$53 billion in annual economic output.
- Nearly 10% of gross state product.
- State's most important strategic asset.

Committed to your success.



Port of Charleston

Terminals & Infrastructure

- 2 Container terminals.
- 3 Non-container terminals.
- New terminal under construction.
- Terminals 1-2 hours from open sea.
- Fast-access Interstate Highways.
- Fast, near-dock access to CSX & NS rail.
- New intermodal rail facility coming.

We're investing \$2 billion in our future and yours.

Navy Base
Terminal,
Harbor
Deepening,
& ICTF due
in 2019.

| | | |
|--|---------------|---|
| New Container Terminal (Phase 1) | \$700 Million | South Carolina Ports Authority ((\$1.35 Billion)) |
| S.C. Inland Port | \$50 Million | |
| Other Infrastructure & IT Projects (Interstate Highway Expansion, Existing Facility Improvements, Container Cranes, New IT Systems, etc.) | \$600 Million | |
| Harbor Deepening to 52 Feet | \$300 Million | State of South Carolina ((\$725 Million)) |
| Port Access Road | \$225 Million | |
| New Dual Access Intermodal Railhead | \$250 Million | |
| Total 10-Year CAPEX Commitment | | \$2 Billion |

Navy Base Terminal

The only new container terminal under construction anywhere in the U.S.



Charleston Harbor Deepening is on-track and well-funded.



- Strong support at the Federal level.
- SC Legislature: \$300 million.
- Draft EIS October 2014.
- Chief's Report September 2015.
- Construction begins.
- Projected completion in 2019.
- Deepest USEC port in 2019.



\$10 Billion
invested by port-
dependent firms
since 2012.

24,000
New jobs in
South Carolina.

The world's most
demanding brands
are demanding
SC Ports.





Fastest growing major port in the US.

30%

TEU Volume
Growth
2011-2014

12% Growth 2013-2014.

2015 H1 container volume is up 14% vs. 2014 H1



Since 2011, Port of Charleston
intermodal volume is up

106%

An Innovative Container Delivery System

RapidRail

- SC Port-provided direct connection between ship and both CSX and NS intermodal railheads.
- Below market rate billed to ocean carrier.
- Lowers costs, time, and effort for cargo owners.
- Seamless compliment to QuickPick service.

Exclusively available in Charleston.



3

Trends Driving Investment & Growth...



Southeast ports will grow 2x the national average due to population growth, lower costs, and West Coast congestion.

Ships are getting much bigger. Ports and infrastructure must match the new scale of operation.



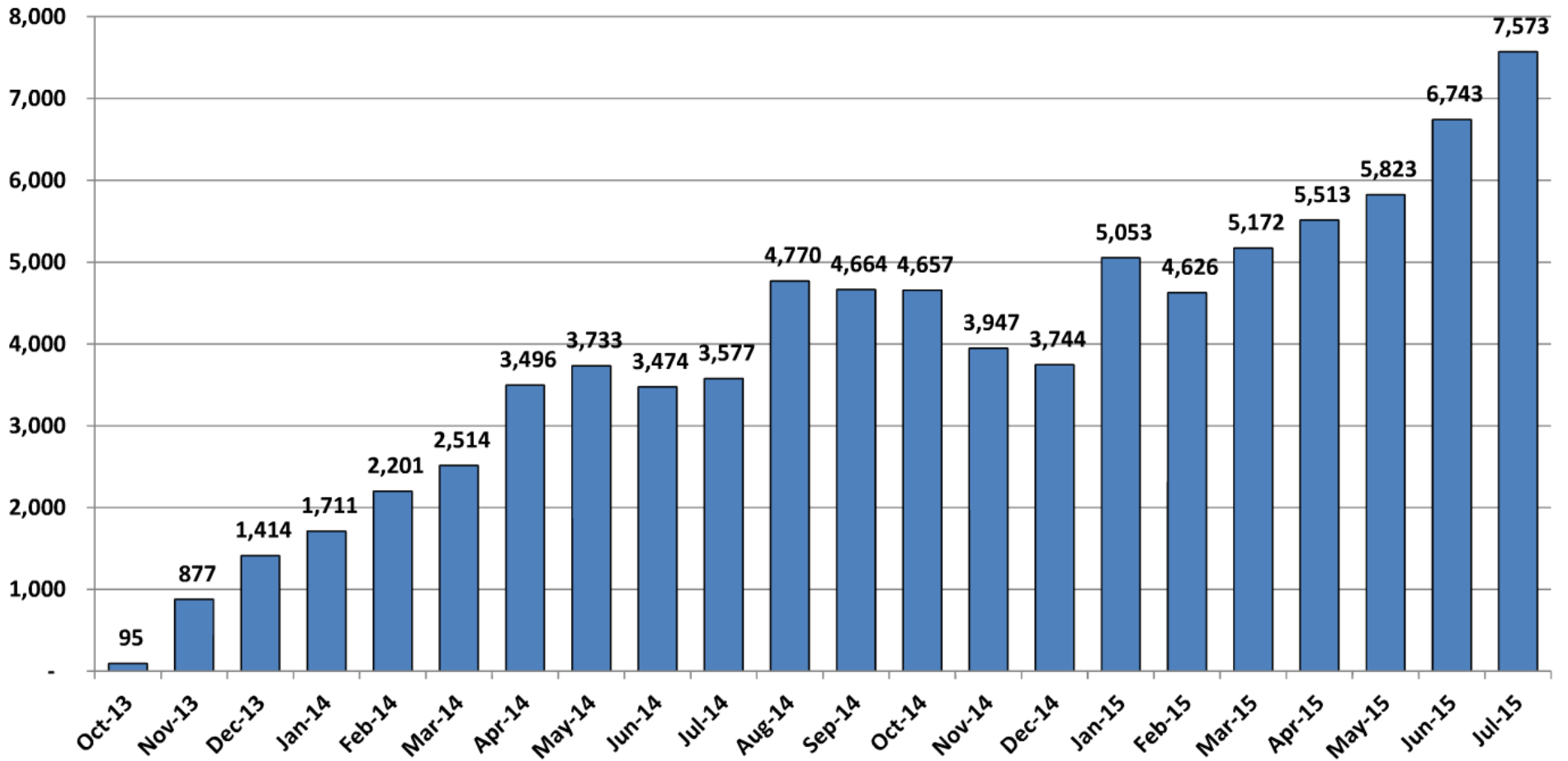
Innovation is needed to deliver valuable, cost-effective solutions.
IE: SC Inland Port.

South Carolina Inland Port

- SCPA-owned & operated.
- Next-day availability for imports and exports.
- Just off I-85 in Greer.
- 11-Minute truck turn time.
- 24/7 Terminal operation.
- Adding two new RTG cranes.
- Future expansion capability.



South Carolina Inland Port Rail Lift History





94 Million

Consumers live within a one-day truck trip from Greer.

100 Mile Range

Population: 6,535,000

Key Cities: Asheville, Atlanta, Charlotte, Columbia, Knoxville, Spartanburg.

250 Mile Range


Population: 22,742,000

Key Additional Cities: Birmingham, Charleston (SC), Charleston (WV), Chattanooga, Greensboro, High Point, Lexington, Macon, Nashville, Raleigh.

500 Mile Range

Population: 94,282,000

Key Additional Cities: Baltimore, Cincinnati, Cleveland, Columbus, Indianapolis, Louisville, Memphis, Pittsburgh, St. Louis, Tampa.





GSP

SCIP

BMW

I-85



South Carolina Inland Port
NS Rail Schedule / Greer, SC

| IMPORTS | | | EXPORTS | | |
|------------------|--------------------|------------------|------------------|--------------|-------------------------|
| | Charleston Cut-Off | Available @ SCIP | | SCIP Cut-Off | Available In Charleston |
| Monday | Mo 3:30PM | Tu 8:00AM | Monday | Mo 4:00PM | Tu 4:00PM |
| Tuesday | Tu 3:30PM | We 8:00AM | Tuesday | Tu 4:00PM | We 4:00PM |
| Wednesday | We 3:30PM | Th 8:00AM | Wednesday | We 4:00PM | Th 4:00PM |
| Thursday | Th 3:30PM | Fr 8:00AM | Thursday | Th 4:00PM | Fr 4:00PM |
| Friday | Fr 3:30PM | Sa 8:00AM | Friday | Fr 4:00 PM | Mo 12:00 PM |
| Saturday | -- | -- | Saturday | Sa 4:00PM | Mo 12:00PM |
| Sunday | -- | -- | Sunday | -- | -- |

NEXT-MORNING SERVICE

- Export trains 6-days/week.
- Import trains 5-days/week.
- 2 Working tracks.
- 3 Storage/bypass tracks.
- 24/7 Automated gates.
- Pick-up/drop-off anytime.
- Empty containers available for export loads.
- M&R on-site.
- Container washing on-site.

A Full-Service Terminal

Carriers Currently Using The South Carolina Inland Port



EVERGREEN



NYK LINE
NIPPON YUSEN KAISHA



Benefits Summary:



Lower Cost

Lower Risk

Reliability & Flexibility

Reduce Emissions 75%

Ideal geographic position.

4-Modal potential.



19

of the top 20 carriers serving the U.S. serve Charleston.

31 Deployments directly connecting to 79 ports around the world.

| | |
|---------------------|------------------------------|
| Asia | AWE3 |
| | NUE |
| | SCE |
| | SVS/AUE3 |
| | Pacific Atlantic 2-PA2 |
| | China East Coast Express-CEC |
| | TP11/America |
| | NUE3 |
| | TP10 |
| | Vespucci |
| | |
| North Europe | Victory Bridge |
| | Atlantic Express 3-AX3 |
| | TA1/NEUATL1 |
| | Liberty Solo |
| | Atlantic Express-AX2 |
| | TA3/NEUATL3 |
| | Atlantic Express-AX1 |
| | TAE |
| | Vespucci |
| | |
| Oceania | Oceania Service |
| | PAD |

| | |
|---|--------------------------------------|
| Mediterranean, India & Africa | TA5/MEDUSEC |
| | China East Coast Express-CEC |
| | SVS/AUE3 |
| | India East Coast Express-IEX/INDAMEX |
| | Indus Express |
| | America Express-AMEX |
| | USA/Turkey Service |
| | |
| Caribbean, South & Central America | TA3/NEUATL3 |
| | TP11/America |
| | Andes Express Service-AES/ACW |
| | Victory Bridge |
| | Americas Service |
| | NUE |
| | NUE3 |
| | Pacific Atlantic 2-PA2 |
| | SCE |
| | East Coast Americas/Tango |
| | Oceania Service |
| | USEC/WCSA |
| | Indus Express |
| | America Express-AMEX |
| | |

Global services ensure Charleston has a supply of empty boxes.

You will have empties.

100,000+ Empty containers were exported last-year.



Port of Charleston Last-Out Services

| SERVICE | CARRIERS | REGION SERVED | CANAL | FOREIGN PORTS SERVED |
|---------|--|--------------------------------------|--------|--|
| AMEX | Maersk / MSC | Africa | X | Freeport / Port Elizabeth / Durban / Cape Town |
| SCE | APL / MOL / HMM / OOCL / NYK / Hapag Lloyd / Zim | Asia & Caribbean | Panama | Xiamen / Kaohsiung / Dachan Bay / Hong Kong / Yantian / Manzanillo / Kingston |
| SVS | APL / MOL / HMM / OOCL / NYK / Hapag Lloyd / Evergreen | Asia, Southeast Asia, Med, & MidEast | Suez | Cai Mep / Hong Kong / Yantian / Singapore / Colombo |
| OCEANIA | Hamburg Sud / Maersk / Hapag Lloyd / MSC | Australia & New Zealand | Panama | Cartagena / Balboa / Auckland / Sydney / Melbourne / Port Chalmers / Napier / Tauranga / Manzanillo |
| INDAMEX | Hapag Lloyd / NYK / OOCL / CMA CGM | India & MidEast | Suez | Port Qasim / Mumbai (Nhava Sheva) / Mundra / Damietta, Egypt / Port Said / Jeddah |
| MEDUSEC | Maersk / MSC | Med | X | Gioia Tauro / Naples / Leghorn / La Spezia / Genoa / Valencia / Algeciras / Sines |
| AX1 | Hapag Lloyd / NYK / OOCL / APL / HMM / MOL | North Europe | X | Rotterdam / Southampton / Le Havre / Hamburg |
| AX2 | APL / MOL / HMM / OOCL / NYK / Hapag Lloyd | North Europe | X | Southampton / Antwerp / Bremerhaven / Le Havre / Veracruz / Altamira |
| NUE3 | Evergreen / Hanjin / COSCO / Yang Ming | Asia | Panama | Ningbo / Shanghai / Qingdao / Busan / Cristobal |
| TAS-1 | COSCO / K Line / Yang Ming / Evergreen | North Europe | X | Antwerp / Bremerhaven / Rotterdam / Le Havre |
| ATL3 | Maersk / MSC | North Europe / Mexico | X | Antwerp / Felixstowe / Rotterdam / Le Havre / Freeport / Veracruz / Altamira |
| WCSA | MSC / CMA CGM | South America | X | Freeport / Kingston / Cristobal / Balboa / Buenaventura / Callao / Arica / Coronel / Valparaiso / Callao |


Soon To Be Calling USEC Ports

Used Courtesy South Carolina Ports Authority

Vessels up to 14,000 TEU

1,200' LOA

167' Beam



BMW X5

Boeing 787

Yorktown Aircraft Carrier

9,000 TEU Vessel

14,000 TEU Vessel

70 Million

Pairs of adidas running shoes on a 14,000 TEU ship.



Based on a MOL Quest-class vessel.



45-Feet of water today. Working ships drafting 48-feet, tidally restricted.

52' (15.8m)
Channel depth at MLW.

By the end of 2019 Charleston will be the deepest port on the U.S. East Coast.



Charleston is the most productive port in North America.

Average truck turn time:
23 Minutes.
Gate-in to
Gate-out.



Gates open
0600-1800
Monday-Friday.
Saturday gates too.

43
Moves per hour
per crane.

Ready Now



SOUTH CAROLINA PORTS

-
- ✓ SC Inland Port
 - ✓ Trains 6 Days/Wk.
 - ✓ 24/7 Operation

- ✓ Global Carrier Service
- ✓ Deep Water/Big Ships
- ✓ The Growing Southeast



**SOUTH
CAROLINA
PORTS**

Keeping Freight Moving.